

FURTHER STUDY

A level art + Design – Graphic Communication
Design for Print, Illustration, Fashion, Architecture, Web Design, Animation, Branding, Infographics

CAREER PATHS

Signage and Environmental graphics - Event branding, Museum exhibitions, Public Transport Graphics, Events and Conference Spacing
Illustration and Art based graphic design - Design for Print, Posters, Animation, Books and Publications, Flyers, Brochures, CD/DVD's, Logo and Branding, Game Design, Animation, Infographics, Comic Books, Technical illustration, Concept art.
On Screen Graphics – Logos, web design, App design, Game Design, Architecture, Fashion Design, Textile Design

SKILLS

Creativity, Originality, Independence, Strong knowledge of Photoshop, Resilience, Ability to work to a brief, Confidence in presenting and explaining ideas, ability to pay attention to detail

INTEREST

A continued passion of the creative arts, using traditional media and computer programs to generate own design ideas

Skills taught across Graphics

- o Independent study
- o DRICE
- o Application and recall of all previous skills, tools and techniques
- o Making sure that all Assessment Objectives are met

Curriculum Overview

Welcome Curriculum Overview

AO1
AO2
AO3
AO4

Independent Project
Continuing to bulk out the layering project to create a strong body of work for coursework portfolio
Making sure all work uploaded and annotated on PPT Portfolio
10 Hr Mock Exam
Give coursework Marks by Christmas
All coursework is now completed

YEAR 11

Independent Project
Continuing to bulk out the layering project to create a strong body of work for coursework portfolio
Making sure all work uploaded and annotated on PPT Portfolio

AO1
AO2
AO3
AO4

AO1
Research and Development

AO2
Explore and Refine

AO3
Observe and Record

AO4
Respond and Present



Graphics

Move on to
Year 11

YEAR
10

AO1
AO2
AO3
AO4

Independent Project

Continuing to bulk out the layering project to create a strong body of work for coursework portfolio
Making sure all work uploaded and annotated on PPT Portfolio

YEAR
10

Choose own theme on umbrella of layering

- to continue incorporating text/colour/pattern/shape

Statement of intent

Home learning

Students independently explore techniques from you tube and write these in their books

Then in lesson apply technique learned.

- Dispersion
- Glowing edges
- Any other

AO1
AO2
AO3
AO4

Skills taught across Graphics

- o DRICE
- o Overlaying
- o Layering
- o Space
- o Composition
- o Typography – Text size, Kerning, Leading etc...
- o Annotation/Analysis
- o Independent working
- o Building up a Portfolio of work (2 projects, 1 must be a complete journey across all 4 Assessment Objectives)

AO1
AO2
AO3
AO4

Digital collage

- Create a collage of images on a theme of choice.
- Choose and area and Trace over
- Repeat Pattern
- Add Colour

YEAR
10

New Project Layering

- Image in image
- Robert Rauschenberg
- Julian Pacaud
- Vladimir Gvozdariki

AO1
AO2
AO3
AO4

AO1
AO2
AO3
AO4

Typography

- o Robert Indiana
- o David Carson Bottle
- o Own investigation
- o Image in text
- o Ransom Note
- o Disintegration/Shatter
- o Charles Demuth
- o Artist Evaluation

YEAR
10

Curriculum
Overview

First term techniques

Expectations when working at a GCSE, explaining the 4 AO's

Create a PPT of work completed so far with artist images added to each slide.

- Colours – What do these make you think of
- Font styles – Page of fonts – how do these make you feel.
- How to do an artist evaluation – Robert Indiana
A little bit of background about the artist that is relevant to Graphics.
How has your work been inspired/emulated the style of the artist?
What makes your work successful?

AO1
AO2
AO3
AO4

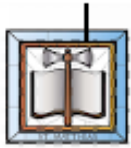
Welcome
Curriculum Overview

AO1
Research and
Development

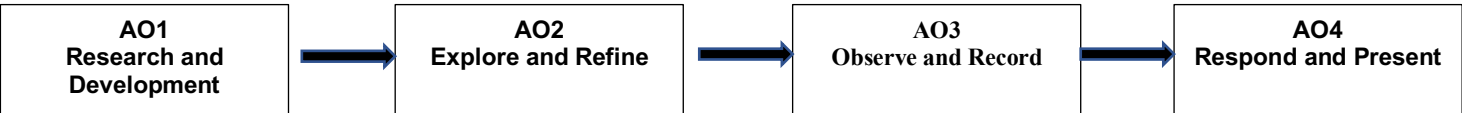
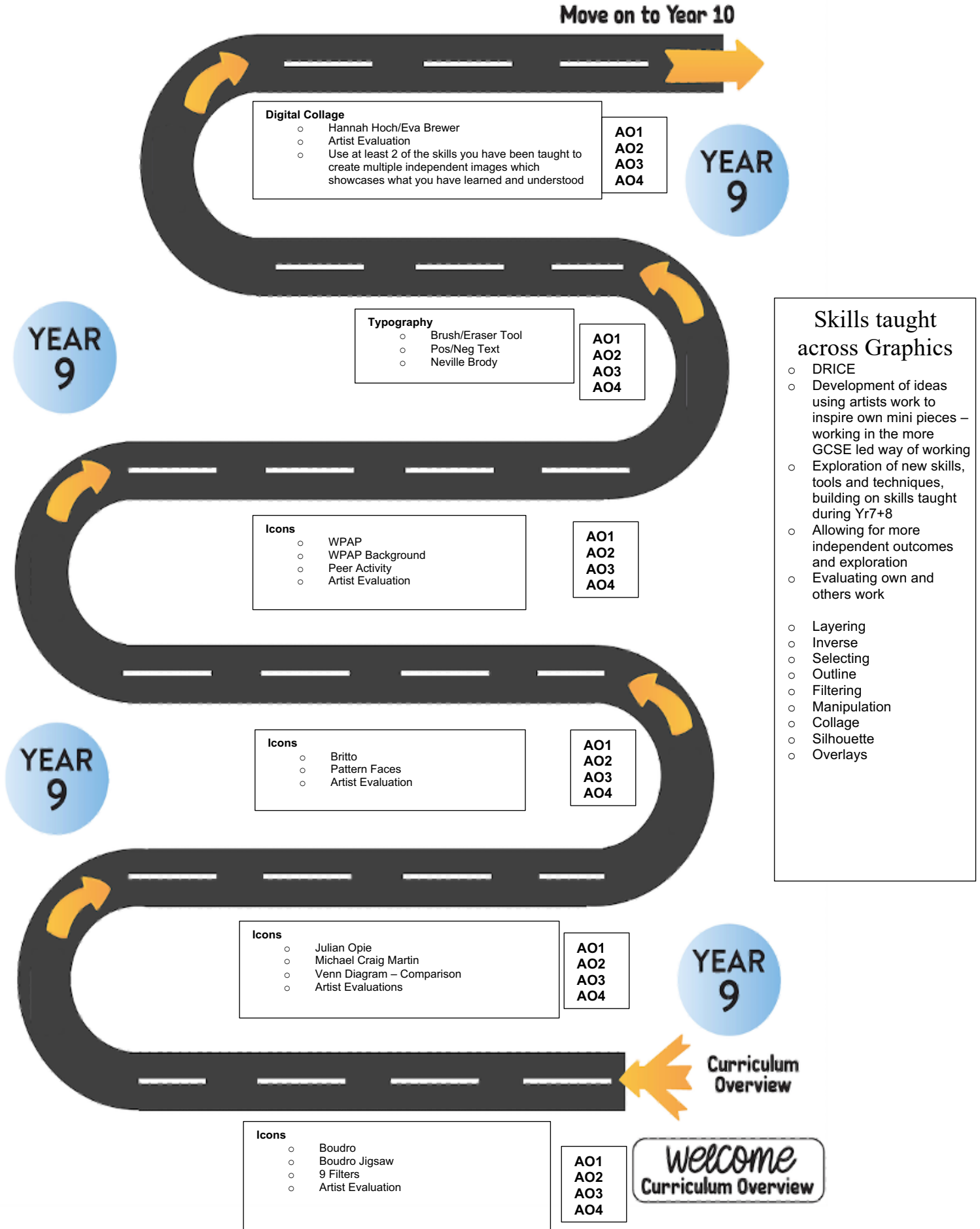
AO2
Explore and Refine

AO3
Observe and Record

AO4
Respond and Present

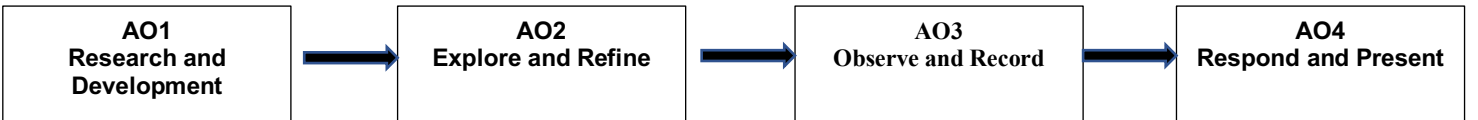
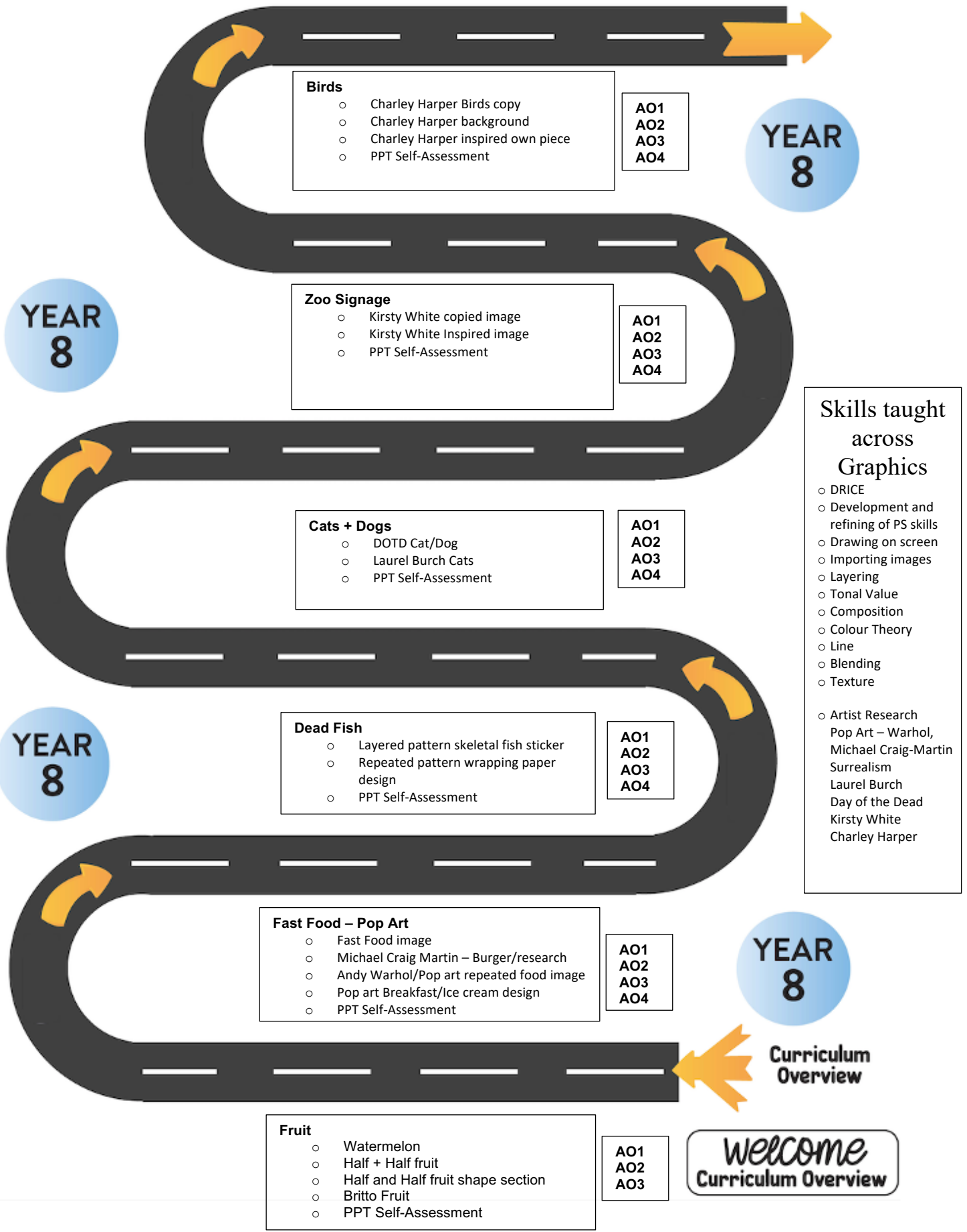


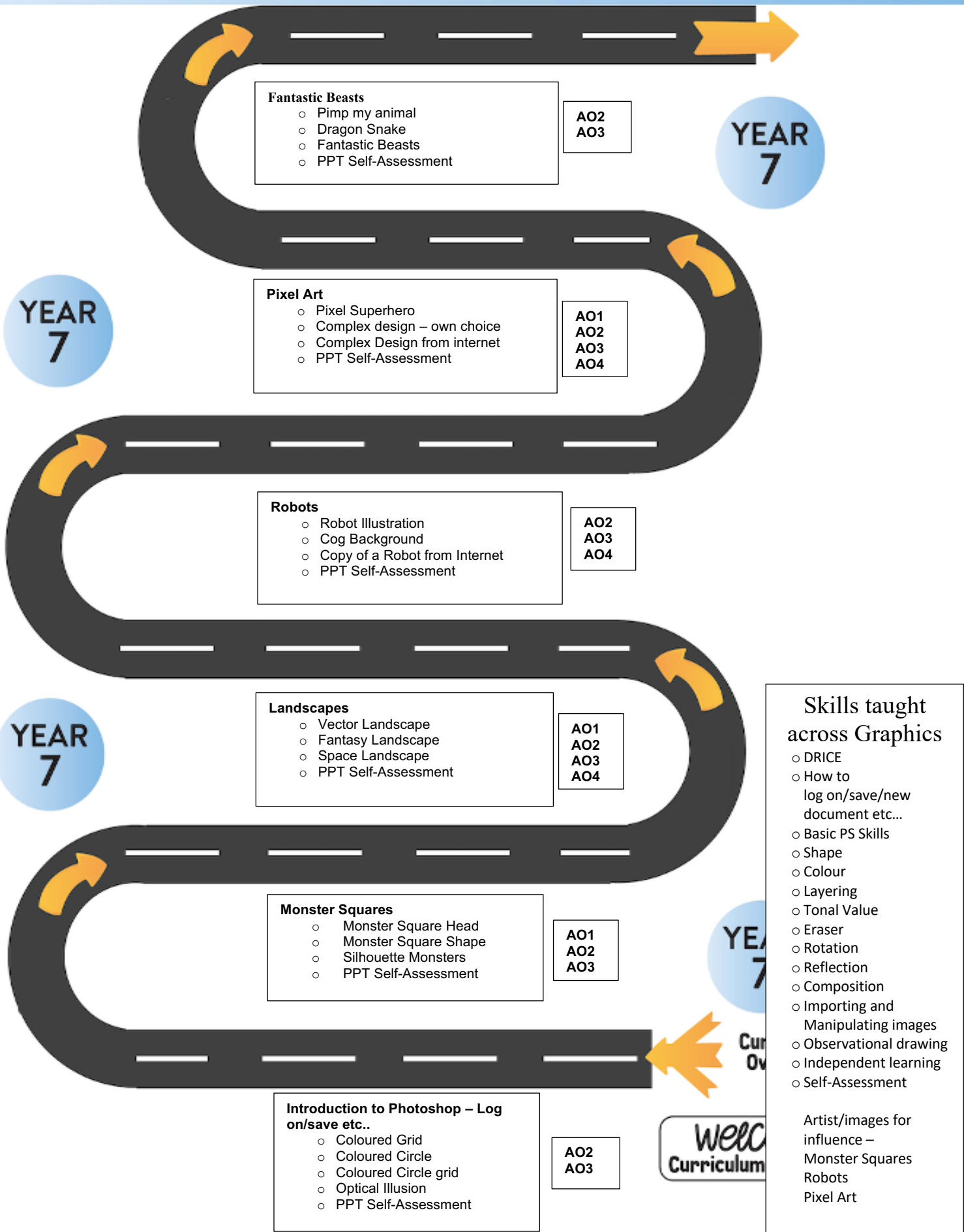
Move on to Year 10





Move on to Year 9





YEAR 7

YEAR 7

YEAR 7

YEAR 7

Curriculum Overview

Welcome Curriculum

- ### Skills taught across Graphics
- DRICE
 - How to log on/save/new document etc...
 - Basic PS Skills
 - Shape
 - Colour
 - Layering
 - Tonal Value
 - Eraser
 - Rotation
 - Reflection
 - Composition
 - Importing and Manipulating images
 - Observational drawing
 - Independent learning
 - Self-Assessment
- Artist/images for influence –
- Monster Squares
 - Robots
 - Pixel Art

